



# **Urbanization and Its Effects on Housing for the Urban Poor in Uyo Metropolis, Akwa Ibom State, Nigeria**

**C. H. Wizer<sup>1\*</sup> and E. N. Le-ol Anthony<sup>2</sup>**

<sup>1</sup>*Department of Geography and Environmental Management, University of Port Harcourt, P.M.B 5323, Port Harcourt, Nigeria.*

<sup>2</sup>*Department of Urban and Regional Planning, Rivers State University, Nkpolu Oroworukwo, Port Harcourt, Rivers State, Nigeria.*

## **Authors' contributions**

*This work was carried out in collaboration between both authors. Author CHW designed the study, performed the statistical analysis, wrote the protocol and wrote the first draft of the manuscript. Author ENA managed the analyses of the study and the literature searches. Both authors read and approved the final manuscript.*

## **Article Information**

DOI: 10.9734/AJARR/2020/v9i130213

### Editor(s):

(1) Dr. Hasan Aydogan, Selcuk University, Turkey.

### Reviewers:

- (1) Bons Obiadi, Nnamdi Azikiwe University, Nigeria.
- (2) Maqsood Rezayee, Nangarhar University, Afghanistan.
- (3) Yung YAU, City University of Hong Kong, China.
- (4) Jian Rong, Anhui Medical University, China.

Complete Peer review History: <http://www.sdiarticle4.com/review-history/55675>

**Original Research Article**

**Received 18 January 2020**  
**Accepted 24 March 2020**  
**Published 31 March 2020**

## **ABSTRACT**

Urbanization and its effect on housing for the urban poor cannot be over-emphasized particularly in the cities of the global south. The meaning that is attributed to such terms as 'urbanization' and 'urban poor housing' is frequently wide ranging and not precisely defined. Nevertheless, urban poor housing and urbanization are topical issues at local, regional and international levels which attracts the attention of policy makers and professionals. This study therefore, investigated urbanization and its effects on housing for the urban poor in Uyo metropolis, Akwa Ibom State, Nigeria. It adopted a cross-sectional research design, which involves the administration of the research questionnaire to the selected respondents in the study area. The responses of the respondents were analyzed using a descriptive statistical tool. The result of the investigation

\*Corresponding author: Email: [collins.wizer@uniport.edu.ng](mailto:collins.wizer@uniport.edu.ng);

revealed that the majority of the apartments occupied by the urban poor in Uyo metropolis are mostly single rooms and self-contained which are mostly overcrowded. Many of the houses occupied by the urban poor do not have kitchen, toilet, and bathroom in them. Urban poor in the study area are mostly faced with problems of dirty environment, poor power supply, insecurity and lack of basic social amenities. The respondents affirmed that the houses are overcrowded while the nature of crime faced by the urban poor in the study area includes kidnapping (8.5%), pickpocket (22.4%) robbery (46.1%) and rape (23.1%) respectively. The study therefore, recommended amongst others, the provision of basic infrastructures such as electricity, good roads, educational institutions, pipe-borne water, etc. in the urban poor neighbourhoods, rehabilitating of the urban poor neighbourhoods through urban renewal strategies and reducing of the accessibility gap to urban facilities and services between the urban poor and other residents of the city. The study further recommends the utilization of sustainable strategies by the government of Akwa Ibom State to reduce the high rate of rural-urban migration noticed in the study area and the systematic overhauling of the security architecture in Uyo metropolis.

*Keywords: Housing; urbanization; urban poor; migration; Nigeria; Uyo.*

## 1. INTRODUCTION

The word urbanization refers to the concentration of the human population in discrete areas, leading to the transformation of land for residential, commercial, industrial, and transportation purposes. It includes densely populated centers, as well as their adjacent peri-urban or suburban fringes. Urban poverty on the other hand refers to a condition where individuals or households mostly found in the slum, ghettos, and shanties in the urban areas do not have a decent and dignified life. It is characterized by inadequate welfare services and social deprivation, low per capita income, overcrowded accommodation, low level of education, low level of capital resources and non-formal sources of capital for business [1]. The problem of urban poverty has become more fundamental because it is not just a number, a qualified measure expressed by single or multiple indicators. It has become a pronounced deprivation in well-being which determines the pace of development of a given region [2]. The Millennium Development Goals (MDGs), in its eight point's agenda considered alleviation of poverty and hunger as very crucial.

The built-up environment in most developing countries, especially in Nigeria, is rapidly degenerating [3]. According to World Bank [4], the factors responsible for this can be attributed to rapid urbanization, rural-urban migration and decades of steady or continual economic downturn, the decay of urban infrastructure and poor housing quality. Onibokun [5] and Olotuah [6] opined that these scenarios have paved way for high demands on housing stocks leading to high rents, overcrowding and development of

slums settlements within the urban-center, and that it has also posed serious impacts on the built environment and serious consequences on health of the city or urban residents. The provision of new housing stock has lagged behind the rate of demand in virtually all nations. Nigeria as a nation parades one of the worst housing deficit scenarios in Africa, principally as a result of her huge population aggregate of over 140 million [7].

Bhatta [8] revealed that urban growth leads to loss of wildlife and ecosystem, loss of farmland, increase in temperature, poor air quality, impact on water quality and quantity and impact on public and social health. Atieno [9] on the other hand revealed the consequences of urbanization on access to adequate housing in Kakamega town through evaluation of data collected from low income, middle income and high-income residents to give a clear picture of the housing type and environment in Kakamega town, and it was reported that the majority of the people who move to town from rural areas fail to secure employment immediately and end up experiencing acute unemployment. These are the low-income earners in Kakamega town. He further affirmed that the expansion of the town is accompanied by unplanned urban sprawl, environmental pollution, deterioration and deficiencies in modern basic facilities and general urban decay.

Pravitasari [10] reported that the rapid growth of urban development in Java and Jabodetabek megacity in Indonesia accelerates the degradation of some environmental aspects of the area while Mukiibi [11] survey of urbanization on the housing conditions of the urban poor in

Kampala, Uganda showed that the housing environment for low-income earners in Kampala is: far from satisfactory, characterized by sub-standard housing that is lacking both in quality and quantity. Tacoli, et al. [12] affirmed that the majority of the urban poor work long hours in low-paid, insecure and unsafe jobs and are exposed to a wide range of environmental hazards because of the lack of basic infrastructure in most low-income and informal settlements.

Marginal living conditions for the poor are an inevitable outcome of rapid urbanization that leads to the agglomeration and densification of those with limited means. What sharpens this unfortunate and unpleasant process is the much larger scale of the concentration of the poor in the rapidly urbanizing countries with exploding megacities. Along with Africa, the Asia-Pacific region has been experiencing the fastest rate of urbanization over the last 15 years, which has contributed to two of five urban dwellers living in slums, compared with three out of five in Africa.

Most urban poor neighbourhoods in the global south can best be described as slum settlements. The emergence of such slums has overtime been a subject of urban studies. Slum are known to emerge through a process of organized and unorganized invasions of urban real estate and illegal subdivision and sale of land in many developing world cities that are dotted with non-standard, poor-quality housing units interspersed with sanctioned land uses [13]. Adegbola [14] and Oya-Sawyer et al. [15] research showed that major deficiencies exist in housing quantity and quality, the security of the occupants' tenure, the infrastructure including collection of household wastes, primary health care, education, and emergency services.

Here in Nigeria, the problem of urbanization and housing for the urban poor as investigated by various scholars has not been quite different from those reported in foreign countries. Fatile [16] study revealed that an effective solution to housing is yet to be found based on the review of past policies. But the fact on ground as regards urban poor housing showed that public housing efforts has not allowed the urban poor enough access to housing and thus noted that the failure of public housing administrations in meeting the needs of the poor calls for the evolution of alternative strategies for meeting the needs and circumstances of these people since the over 80

years of public housing has had only a marginal effect on them.

Interestingly, the study on land-use changes in Uyo urban and implications for urban environmental management revealed that land-use changes have caused many environmental problems in Uyo urban areas. One way of discouraging people from the occupation of hazard-prone areas particularly in the riverine is through the payment of compensation to all the people affected by the urban renewal project. Excessive urban sprawl with its associated problems can be minimized through strict implementation of planning laws, building codes, development control edicts, and land use-zoning arrangements [17].

Further studies on urban poverty and its implications on development in Uyo metropolis revealed the existence of a significant relationship between factors of urban poverty and development. For instance, the study of Ofem and Inyangmm [18] suggested the formulation and implementation of policies that would provide employment, housing, education, improved health care among others, by the government as some measures that will likely reduce poverty.

Olotuah [19] observes that lack of adequate housing in Nigeria is a manifestation of poverty; the main reason why a significant proportion of the urban poor dwellers live in high-density housing and environmental conditions which constitute a serious health hazard and a threat to their general productivity. The situation, no doubt, predicates on Nigeria's low per capita income of 2,150 compared with South Africa 10,291, Botswana 43,654 [20]. As of 2009, the housing deficit in the country was estimated to be 16 million dwellings which required about 40 billion naira to execute.

The administrative characteristics of Uyo has triggered the migration of people from the rural areas and even from some urban areas into Uyo metropolis, all in search of job opportunities, apprenticeship, trading, school, etc. Due to this migration of people from different areas into Uyo metropolis, problems of accommodation started [21]. The houses inhabited by these urban poor are poorly structured and lack basic features such as toilets, bathrooms, and kitchen in them. The environments where these urban poor lives are greatly faced with different challenges such as insecurity which gives rise to many crimes in

the area, and environmental degradation. In synopsis, overpopulation in the area has led to overcrowding which has affected the health and living standard of the urban poor residents. It was against this backdrop that this present study aimed to investigate urbanization and its effects on housing for the urban poor in Uyo metropolis.

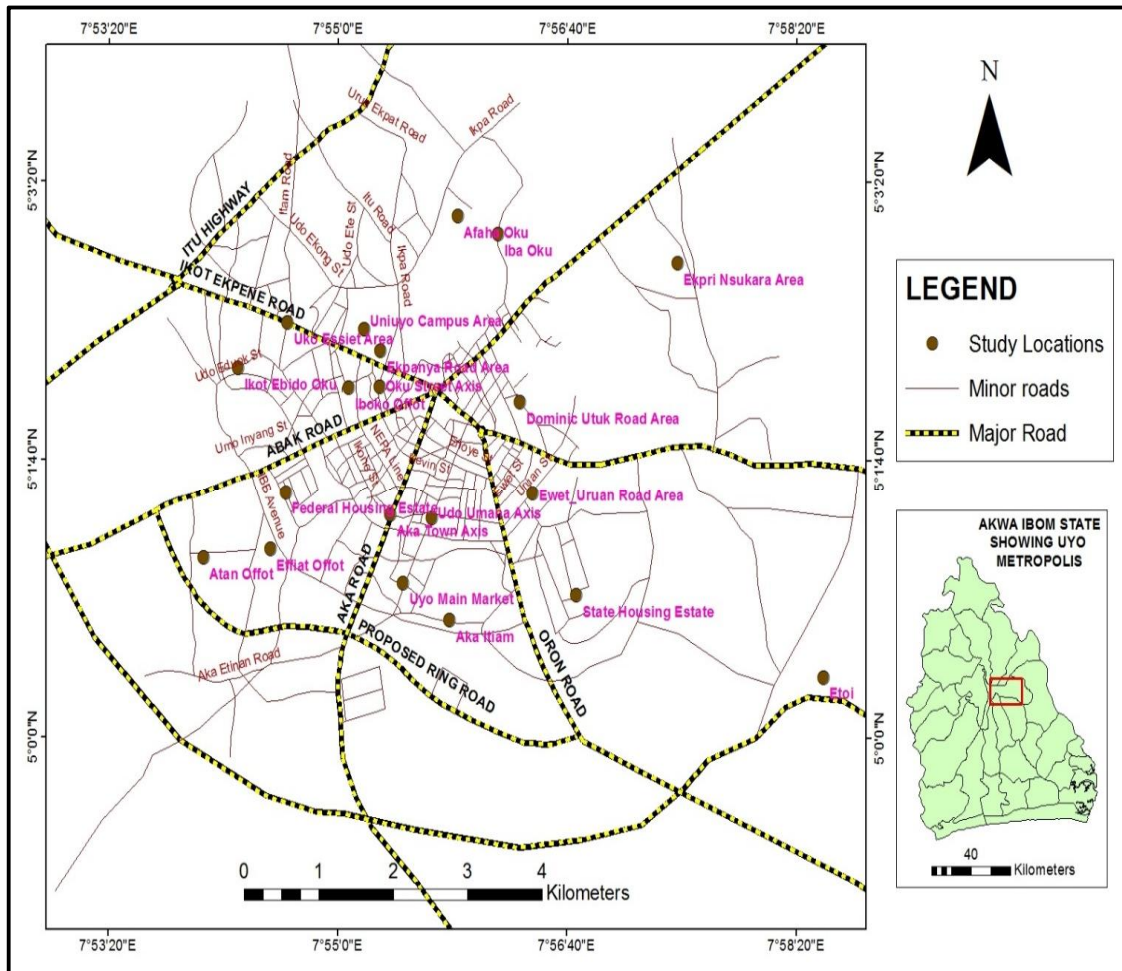
## 2. STUDY AREA

Uyo is situated between latitudes 5°0' North of the equator and longitude of 7°56' East of the meridian (Fig. 1). It is bounded in the West by Abak, East by Uruan, North by Ikono, Ibiono Ibom and Itu and in the South by Etinan, Ibesikp/Asutan, and Nsit Ibom Local Government Area. The city of Uyo has a tropical climate. Rainfall is significant most months of the year

and the short dry season has little effect. This location is classified as am by Koppen and Geiger. The average annual temperature in Uyo is 26.40C. The rainfall average is 2509 mm.

According to National population commission of Nigeria [22], Uyo is estimated to have a total population of 305,961, that is 2,99/km2 of 187 km2; and that the growth of population of Uyo was projected at 429,900 as at 2016 population projection, which is about 71.17% growth state within 10 years interval.

Most of the Uyo city dwellers are civil servants and company workers who occupy the Uyo main city. While within the Uyo sub-urban, the dwellers are majorly farmers and plenty of traders occupying the low-income residential units of the city [23].



**Fig. 1. Uyo metropolis**

Source: GIS Unit, Department of Geography & Environmental Management, Uniport (2019)

### 3. METHODOLOGY

For the objectives of this research to be achieved, data for the study were derived from two major sources. The first was primary sources of data, which has to do with first-hand information collected from the field by the researchers with the use of questionnaires, personal interviews, and field observations. A structured questionnaire validated by four professionals in this field was administered which contains relevant questions that are related to residents in slums and squatter housing areas. The secondary data involves information collected from articles, books, journals and cartographic maps of the study area. These data were used in comparing results and drawing conclusions. The study was achieved by the use of a close-ended or structured questionnaire which was administered by the researchers to the respondents.

The study area is the Uyo metropolis of Akwa Ibom state. The target population for this study comprised of some selected slum settlements within the city of Uyo. The study area was divided into four districts using stratified random sampling techniques. The basis for the stratification of the study area was to get a subset of the population.

The four districts randomly selected for investigation consist of twenty (20) slums. The slums that were used for the study were selected from the following districts:

#### 3.1 District A

##### 3.1.1 Offot district

1. Ewet/Uruan
2. AtanOffort
3. AffiatOffort
4. Aka town
5. Oku street

#### 3.2 District B

##### 3.2.1 Oku district

1. Afaha Oku
2. Iba Oku
3. Ikot Ebido
4. Ekpanya
5. Uniuyo Campus

#### 3.3 District C

##### 3.3.1 Etoi district

1. Aka Itiam
2. State Housing Estate
3. Dominic Utuk
4. Udo Umana
5. Federal Housing Estate

#### 3.4 District D

##### 3.4.1 Ikono district

1. Uyo main market
2. Uko Essiet
3. Ibaco Offer
4. EkpriNsukara
5. State Housing Estate

The following criteria were used in the selection of slums in the four (4) districts.

1. Size and Accessibility: These criteria were utilized in selecting the slum that is accessible with a high occupancy rate and consequently to reach out to as many slum dwellers as possible. Thus, slums along the major roads were selected for the survey.
2. 20% of the slums were selected across the districts.

The statistical analysis employed for this study was simple descriptive statistical tools. Data analyzed were presented utilizing tables, bar charts, pie charts, and graphs. Simple percentages and frequencies were also used to analyze the various data.

The respondents in the selected slums were randomly sampled.

Table 1 shows the number of questionnaires administered and retrieved. From Table 1, a total of 500 copies of the questionnaire were administered, 488 were retrieved while 482 were correctly filled and therefore were used for the general computation of the results in this study.

### 4. RESULTS AND DISCUSSION

Table 2 presents the demographic variables of the respondents.

Table 2 shows that 2.5% are in the age group of 18-20 years, 10.2% (21-30) years, 1.9%

**Table 1. Number of demographic questionnaires retrieved and used for computation**

Number distributed	Number retrieved	Questionnaire	
		Number correctly filled	Percentage of correctly filled
500	488	482	96.4%

**Table 2. Demographic data of respondents**

Categories	Frequency (N)	Percentage (%)
<b>Age</b>		
18-20	12	2.5
21-30	49	10.2
31-40	92	19.1
41-50	177	36.7
51-65	133	27.6
65 and above	19	3.9
<b>Sex</b>		
Female	188	39.0
Male	294	61.0
<b>Marital Status</b>		
Single	115	23.9
Married	311	64.5
Widowed	41	8.5
Divorced/Separated	15	3.1
<b>Education</b>		
Primary Education	11	2.3
Secondary Education	217	45.0
Tertiary Education	251	52.1
No formal Education	3	0.6
<b>Occupation Status</b>		
Employed	246	51.0
Unemployed	38	7.9
Occasionally Employed	41	8.5
Self Employed	131	27.2
Student	26	5.4
<b>Estimated Income</b>		
Below 20,000 naira	79	16.4
21,000 naira-50,000 naira	113	23.4
51,000 naira-80,000 naira	195	40.5
81,000 naira-120,000 naira	52	10.8
120,000 and above	43	8.9

N = 482

(31-40) years, 36.7% (41-50) years, 27.6% (51-65) years and 3.9% of them are 65 years and above respectively. Thus, 23.9% of the respondents are single, 64.5% are married, and 8.5% are widowed while 3.1% are divorced/separated respectively.

However, the educational status of the respondents reveals that 2.3% have primary education, 45.0% have secondary education, and 52.1% have tertiary education while 0.6% of them do not have formal education respectively.

The respondents on a large scale are employed (51.0), 7.9% are unemployed, 8.5% are occasionally employed as 27.2% are self-employed and the remaining 5.4% are students.

The estimated income of the respondents are as follows; 16.4% (below 20,000 naira), 23.4% (21,000-50,000 naira), 40.5% (51,000-80,000 naira), 10.8% (81,000 – 120,000 naira) and 8.9% (120,000 Naira and above) respectively.

Table 3 reveals the respondents' perceptions of urbanization effects on housing for the urban poor in the study area. The survey on rent reveals that 76.4% of the respondents pay rent while 23.7% do not. However, those that pay rent and the amount they pay are thus, 7.3% (1,000-20,000 naira), 13.9% (21,000-40,000 naira), 20.7% (41,000-60,000 naira), 32.9% (61,000-100,000 naira) and 25.3% pay 120,000 naira and above respectively.

The respondents affirmed the nature of their building as thus, 8.1% upheld wooden houses, 87.3% affirms block house, 3.9% says mold house while 0.6% affirms they live in zinc house respectively.

On the type of apartments the respondents live in, it was revealed that 32.2% live in single rooms, 15.2% live in blocks of flats, 44.6% live in self contains while 8.1% of the respondents live in wooden houses respectively.

The respondents confirmed the duration of their stay to be, 1-11 months (1.0%), 1-4 years (28.6%), 5 years and above (70.3%). Most of them do not live alone in these apartments (85.7%) while some do (14.3%).

Survey on the number of persons living in the house is revealed thus, 71.8% of the respondents affirm 2-5 persons, 8.9% (6-10) persons, 14.3% (only me) and the remaining 5.0% affirms 11 and above respectively.

However, some of these houses do not have toilets, kitchen, and bathrooms as upheld by 32.2% of the respondents as against 67.8% of them who are positive on the presence of toilet, kitchen, and bathroom. The respondents affirm that they majorly faced with the problem of the dirty environment (16.4%), epileptic power supply (59.1), insecurity (17.0) as well as lack of social amenities (7.5%) respectively.

Survey on the respondents' choice on the place of stay revealed, personal desire (49.2%), low

cost of rent (26.1%), lack of accommodations (2.9%) and closeness to work/school (21.8%) respectively.

The type of crime experienced in the area as affirmed by the respondents is kidnapping (8.5%), pickpocket (22.4%), robbery (46.1%) and rape (23.0%) respectively. Owing to these, some of the respondents (46.7%) do not feel comfortable living in their environment, no wonder majority (61.6%) revealed if the opportunity to move away presents itself, they will. However, this might also be triggered by the lack of educational facilities as revealed by 63.9% of the respondents.

Also, 62.0% affirms they do not have good health facilities in their areas while 38.0% upheld they do. How the respondents dispose of their wastes are revealed by the respondents as; burring (18.9%), throwing inside river (10.8%), waste collection point (46.5%) and burning (22.8%) respectively. Finally, the majority of the respondents (73.0%) revealed a lack of job opportunity and unemployment is the reason they moved to the city as against 27.0% who say it is not the same reason.

Fig. 2 reveals the problems faced by the urban poor in the study area. 16.4% of the respondents indicated a dirty environment, 59.1% mentioned epileptic power supply, 17% reveals insecurity while 7.5% indicated a lack of social amenities.

Fig. 3 presents the reason for moving to the city. Thus, 73.0% upheld it was because of job/unemployment, while 27.0% affirms it is not.

Fig. 4 reveals the nature of crime faced by the urban poor in the study area. 8.5% affirms kidnapping, 22.4% indicated pickpocket, and 46.1% mentioned robbery while 23.1% affirms rape respectively.

Fig. 5 reveals the number of persons living in the house. 5.0% says 11 and above persons, 8.9% indicated 6-10 persons while 71.8% revealed 2-5 persons respectively.

Fig. 6 depicts the respondents' responses to the presence of educational facilities in the study area. 63.9% affirms there is the presence of educational facilities while 36.1% say there is none. A critical observation, however, shows that the available educational facilities are overstretched due to high population density in the area.

Table 3. Respondents perception of urbanization and housing for the urban poor in the study area

Categories	Frequency (N)	Percentage (%)
<b>Payment of Rent</b>		
Yes	368	76.4
No	114	23.7
<b>Amount paid as Rent</b>		
1,000 naira-20,000 naira	27	7.3
21,000 naira-40,000 naira	51	13.9
41,000 naira-60,000 naira	76	20.7
61,000 naira-100,000 naira	121	32.9
120,000 and above	93	25.3
<b>Nature of Building</b>		
Wooden house	39	8.1
Block house	421	87.3
Mud house	19	3.9
House built with zinc	3	0.6
<b>Type of Apartment</b>		
Single Rooms	155	32.2
Block of Flats	73	15.2
Selfcontains	215	44.6
Wooden Houses	39	8.1
<b>Duration in present Apartment</b>		
1-11 Months	5	1.0
1-4 Years	138	28.6
5 Years and above	339	70.3
<b>Living alone in the Apartment</b>		
Yes	69	14.3
No	413	85.7
<b>Number of persons in the House</b>		
2-5 Persons	346	71.8
6-10 Persons	43	8.9
Only me	69	14.3
11 and above	24	5.0



<b>Categories</b>	<b>Frequency (N)</b>	<b>Percentage (%)</b>
<b>Kitchen, toilet and bathroom present in the House</b>		
Yes	327	67.8
No	155	32.2
<b>Major Problem in the House</b>		
Dirty environment	79	16.4
Epileptic power supply	285	59.1
Insecurity	82	17.0
Lack of social amenities	36	7.5
<b>Reason for choice of House</b>		
Personal desire	237	49.2
Low cost of rent	126	26.1
Lack of accommodation	14	2.9
Closeness to work/school	105	21.8
<b>Type of Crime in the area</b>		
Kidnapping	41	8.5
Pick pocket	108	22.4
Robbery	222	46.1
Rape	111	23.0
<b>Comfortable living in the environment</b>		
Yes	259	53.7
No	223	46.7
<b>Reason for migrating to present Apartment</b>		
Low cost of living	124	25.7
Adequate water supply	91	18.9
Business purpose	106	23.0
Good health facilities	99	20.5
Adequate power supply	62	12.9
<b>Plan for future Migration</b>		
Yes	297	61.6
No	185	38.4
<b>Space for children to play</b>		
Yes	196	40.7

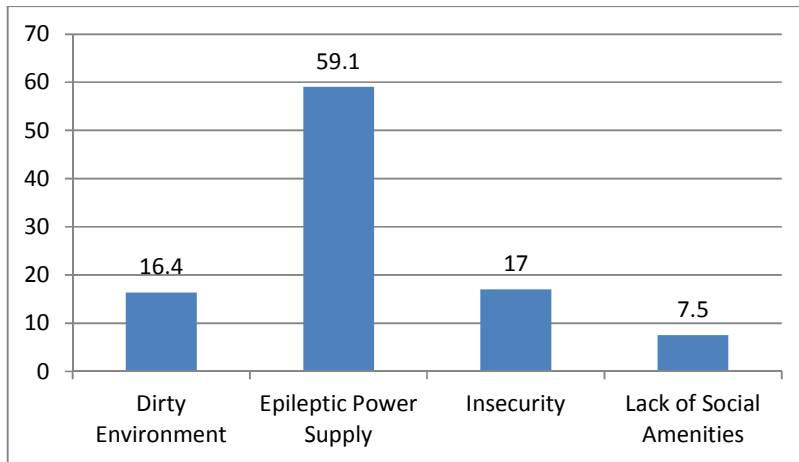
Categories	Frequency (N)	Percentage (%)
No	286	59.3
<b>Presence of educational facilities in the area</b>		
Yes	308	63.9
No	174	36.1

N=482

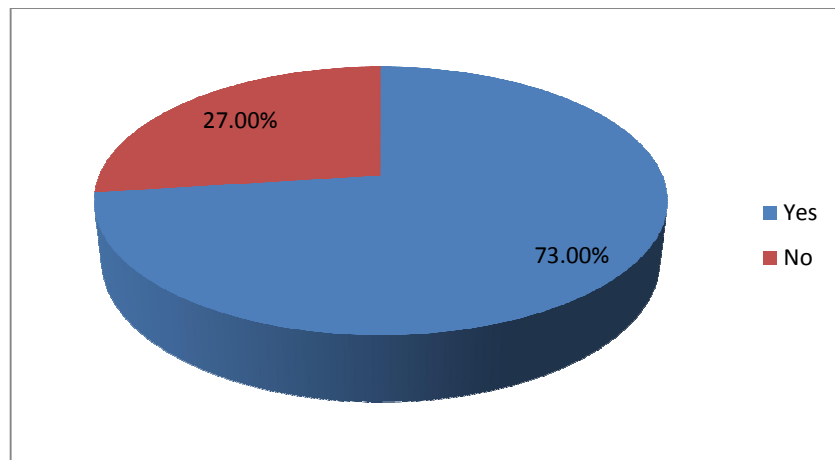
Table 3. Cont. Respondents' perception of urbanization and housing for the urban poor in Uyo

Categories	Frequency (N)	Percentage (%)
<b>Presence of good health facilities in the area</b>		
Yes	183	38.0
No	299	62.0
<b>Availability of adequate power supply in the area</b>		
Yes	157	32.6
No	325	67.4
<b>Presence of toilet in the building</b>		
Yes	277	57.5
No	205	42.5
<b>Method of waste disposal</b>		
Burring	91	18.9
Throwing inside river	52	10.8
Waste collection point	229	47.5
Burning	110	22.8
<b>Observe sanitation in the area</b>		
Yes	315	65.4
No	167	34.7
<b>Reason for no sanitation</b>		
Not aware	89	53.3
Nature of work	34	20.4
Do not feel like participating	14	8.4
Do not think it's necessary	30	18.0

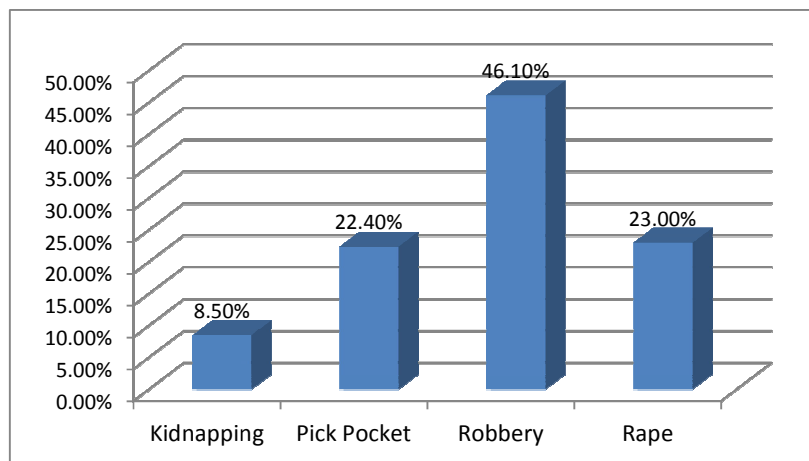
N=482



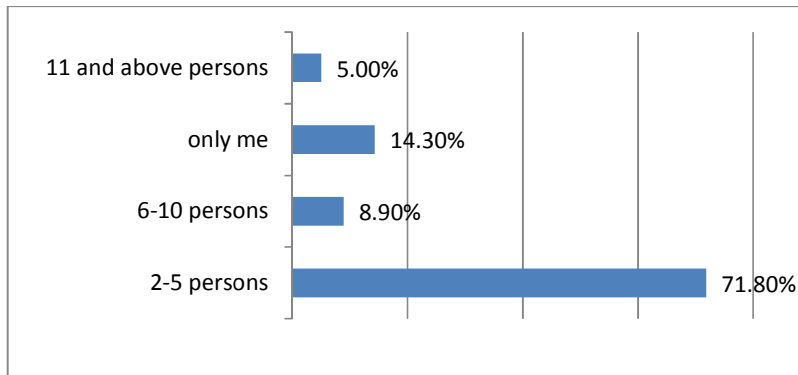
**Fig. 2. Problems faced by the Urban Poor in the study area**  
Source: Field Survey, 2020



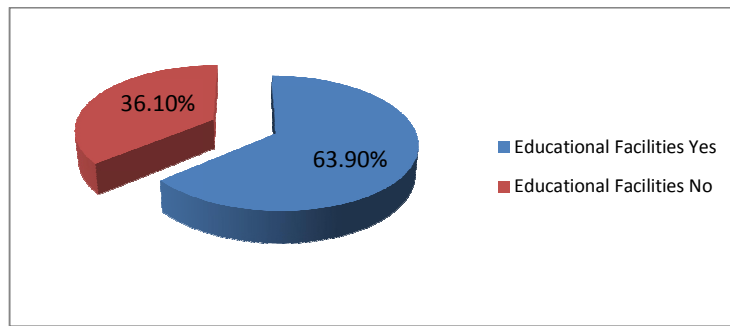
**Fig. 3. Lack of job opportunity/unemployment the reason for moving into the city**  
Source: Field Survey, 2020



**Fig. 4. Crime faced by the urban poor in the study area**  
Source: Field Survey, 2020



**Fig. 5. Number of persons per house**  
Source: Field Survey, 2020



**Fig. 6. Presence of educational facilities**  
Source: Field Survey, 2020

## 5. DISCUSSION OF FINDINGS

The demographic characteristics of the respondents in this study were sampled and data acquired has it that, the percentages of the ages of the respondents within the age brackets of 18-20, 21-30, 31-40, 41-50, 51-65 and 65 years and above were 2.5%, 10.2%, 19.1%, 36.7%, 27.6%, and 3.9% respectively. Greater percentages of the respondents were male (61.0%) as 39.0% represent the female whose marital status was affirmed as thus; single (23.9%), married (64.5%), widowed (8.5%) while those that were divorced/separated made up the remaining 3.1% of the sampled respondents in the study area. Among the sampled respondents, 52.1% attained tertiary education which was above average. These respondents have a varied occupational status which was recorded in their percentages with 7.9% unemployed and 51% employed while the remaining 8.5%, 27.2% and 5.4% of the respondents were occasionally employed, self-employed and students respectively. However, of these whole categories of respondents, the highest percentages of

estimated income which was observed to be between 51,000 naira-80,000 naira was 40.5% while the lowest (8.9% of the respondents) fell within the estimated income of 120,000 naira and above. The opinion of the respondents on whether they pay rent was sampled and data gotten has it that 76.4% of them pay rent while 23.7% maintained that they own the houses and therefore, do not pay rent.

However, due to the poor nature of the houses, the cost of the rents per year was generally low. This was affirmed by 32.9% of the greater respondents whose rent fell within 61,000 naira-100,000 naira as against the lowest percentage (7.3%) within 1,000 naira-20,000 naira. Interestingly, 87.3% of the building in the study area as affirmed by the respondents were blockhouses, 8.1% wooden houses, 3.9% mud houses, and 0.6% were houses built with zinc respectively. As a typical urban poor, the majority of the respondents tend to manage in an unconducive apartment which is one of the challenges associated with urbanization. This is evident with the data from the respondents on

the type of apartment they live in. 32.2% affirmed the apartments were single rooms, 15.2% indicated block of flats, 44.6% revealed it was self-contained and the remaining 8.1% of the respondents affirmed wooden apartments respectively. The majority of the respondents (70.5%) lived in the area for long to have known the nature of the houses as well as the condition faced before them. However, some of the inhabitants in these poor houses are found to be crowded in a particular apartment as observed in Table 3 were 71.8% of the respondents affirmed they were up to 2-5 persons in their houses, 8.9% affirmed 6-10 persons, 5.0% indicated 11 persons and above while the remaining 14.3% of the respondents live alone in their houses respectively.

It was established from the field that some of these houses do not have a kitchen, toilets, and bathrooms as presented in Table 3. The opinions of the respondents were sampled concerning what informed their decision to live in the area. Thus, 49.2% of the respondents revealed it was personal desire, 26.1% said the low cost of living, 2.9% affirmed lack of accommodation and the remaining 21.8% of the respondents revealed it was due to the closeness to work or school respectively.

In this study area, the respondents revealed their major problem faced which in their affirmations are dirty environments (16.45%), epileptic power supply (59.1%), insecurity (17.0%) while 7.5% of the respondents affirmed that they lack social amenities.

Apart from the problems mentioned above, it was reported by the respondents that certain crimes were prevalent in the area. 8.5% revealed that kidnapping was rampant in the area, 22.4% indicated pickpocket, 46.1% of the respondents affirmed robbery and 23.0% revealed rape as the major crime in the study area. These have made most of the inhabitants not to feel comfortable in their living environment as presented in Table 3.

The study revealed that certain factors are responsible for the migration of persons to the city. This was observed from the responses of the respondents in the study area with 25.7% of them in affirmation that it was low cost of living that pushed them to the city, 18.9% affirmed it was business purposes pulled them to the city, 20.5% affirmed it was good health facilities while 12.9% upheld they migrated because of adequate power supply in the area respectively.

The basic features of a typical urban area that could trigger the migration of people were investigated in the study area. These pull factors which include good educational facilities, health facilities, adequate power supply, and good sanitation culture. Surprisingly, 62.0% of the whole respondents revealed there are no good and affordable health facilities in the area (Table 3 Contd.) while 67.4% affirmed there is no adequate power supply in the area. These affirmations showed that the presence of these basic urban infrastructures was certainly not the driving force (pull factors) why they migrated to this area. However, the majority of the respondents affirmed there were educational facilities as well as good sanitation culture.

This study is in agreement with the study carried out in Kampala, Uganda by Mukiibi [11] which reported that the housing environment for low-income earners in Kampala is far from satisfactory, characterized by sub-standard housing that is lacking both in quality and quantity. The majority of the urban poor work long hours in low-paid, insecure and unsafe jobs and are exposed to a wide range of environmental hazards because of the lack of basic infrastructure in most low-income and informal settlement as supported by the findings of Tacoli et al. [12]. Accordingly, Fatile [16], maintained that public housing efforts have not allowed the urban poor enough access to housing and thus noted that the failure of public housing administrations in meeting the needs of the urban poor calls for the evolution of alternative strategies for meeting the needs and circumstances of these people. The problems of inadequate power supply, poor health facilities, shortage of housing, overcrowding, increase in crime and insecurity as affirmed by the respondents are in line with the findings of Egolum and Emoh [24].

However, lack of adequate housing in Nigeria is a manifestation of poverty which is the main reason why a significant proportion of the urban dwellers live in high-density housing and environmental conditions which constitute a serious health hazard and the threat to their general productivity [19,25].

## 6. CONCLUSION AND RECOMMENDATIONS

Urbanization may truly have a positive impact on the economy of the nation in the area of the increased workforce. It is, however, mostly

accompanied by its negative effects in urban housing and the urban poor are mostly at the receiving end as many of the structures they live in are nothing to write home about. They are mostly faced with challenges such as dirty environment, insecurity, epileptic power supply among others, most of which were the reasons they left the rural areas to settle in the urban area in the first place apart from the mass unemployment constantly faced in the rural area. The urban poor mostly do not have access to good health facilities, adequate water supply and are mostly confronted in their environment with a crime such as rape, robbery and kidnapping due to poor or lack of security measures.

However, these houses for the urban poor are not well maintained and poorly structured with the lack of essential features like toilet, kitchen and bathroom in them which calls for serious concern. Thus, economic growth and stability are a necessary condition for poverty reduction, especially when they translate into more and better jobs for the poor. A larger number of more satisfactory employment opportunities are a prerequisite for the success of poor households' efforts to attain financial self-reliance. Owing to this, there is a need for utmost concern on well-planned housing as well as the basic amenities for the urban poor in the study area.

The study, therefore, recommended among others, the refocusing of the rural economy to reduce the trend of rural-urban migration and emphasis should be on rehabilitating the fisherman, grouping and re-orienting the artisans and focusing on accessibility to ensure traditional economic system sustainability. Government should as a matter of priority decentralize its development project and programs by concentrating more in the rural areas, vigorously and painstakingly embark on rural agricultural program and extension services, provide basic infrastructural facilities such as electricity, good roads, educational institutions and pipe-borne water at the rural communities to drastically reduce the rate of rural-urban migration.

### COMPETING INTERESTS

Authors have declared that no competing interests exist.

### REFERENCES

1. Ekpo AH, Uwatt BU. Akwa Ibom State of Nigeria: Poverty profile and economic transformation. Foundation for Economic Research and Training, Uyo; 2005.
2. World Bank. Urbanization beyond municipal boundaries. Nurturing metropolitan economies and connecting peri-urban areas in India. Washington, D.C; 2000.
3. Osuide SO, Dimuna KO. Effects of population growth on urbanization and the environment in Nigeria. Pp.27-33. In: Proceedings of year 2000 National seminar on population, growth, architecture and the environment. Osuide, S. O. (Ed.) Rasjel Publishers; 2005.
4. World Bank: World Development Indicators. Washington, D.C: World Bank; 2005.
5. Onibokun AG. Nigeria: Strategies for urban redevelopment; Journal of the Royal Town Planning Institute. 1972;58(2).
6. Olotuah AO. Urbanization, urban poverty and Housing inadequacy; proceedings of Africa union of Architects congress, 23-28 May, Abuja, Nigeria; 2005.
7. Federal Republic of Nigeria (FRN): Official gazette on the breakdown of the national and state provincial totals, 2006 census, S.I No. 23 of 2007;94(24). Lagos.
8. Bhatta et al. Urban sprawl measurement from remote sensing data, Applied Geography. 2010;30(4):731-740.
9. Atiene OT. Effects of rapid urbanization on access to adequate housing in Kakamega town. Housing Administration, Department of Built Environment, Faculty of Real Estate and Construction Management, University of Nairobi; 2013.
10. Pravitasari AE. Study on impact of urbanization and rapid urban Expansion in Java and Jabodetabek Megacity, Indonesia. Kyoto: Kyoto University; 2015.
11. Mukiibi S. The effect of urbanization on housing condition of the urban poor in Kampala, Uganda. Second International Conference on Advances in Engineering and Technology. 37-42.
12. Tacoli et al. Urban poverty, food security and climate change. Human Settlement Group International Institute for Environment and Development [IIED]; 2013.
13. Kasarda, Crenshaw E. Third World Urbanization: Dimensions, Theories, and Determinants. Annual Review of Sociology. 1991;17;467-501.
14. Adegbola O. The impact of urbanization and industrialization on health conditions:

- The case of Nigeria. World Health Stat Q. 1987;40(1):74-83.
15. Oya-Sawyer et al. The impact of urbanization and industrialization on mortality in Brazil, World Health Statistics Quarterly. 1987;40:84-95.
  16. Fatile JO. The impact of Federal Government housing policy on the urban poor in Nigeria: A Study of Lagos State. Journal of Social and Policy Issues. 2007; 4(1):1117-1669.
  17. Njungbwen et al. Land use changes in Uyo urban and implications for urban environmental management. Nigerian Journal of Agriculture, Food and Environment. 2010;6(3&4):83-91.
  18. Ofem BI, Inyangme UA. Analysis of urban poverty and its implications on development in Uyo urban, Akwa Ibom State. Nigerian Journal of Agriculture, Food and Environment. 2013;9(4):48-56.
  19. Olotuah AO. Demystifying the Nigerian Urban Housing Question. Text of the 53rd Inaugural Lecture of the Federal University of Technology, Akure, Nigeria; 2009.
  20. Adedeji YMD. Sustainable low-cost housing technology in cities: Accelerated construction initiative option. Journal of Land Use and Development Studies. 2005; 1(1):10.
  21. Udoh AP. Implications of urbanization on housing quality in Uyo sub-urban. Uniuoyo Press; 2008.
  22. National Population Commission, NPC.: Population distribution by sex, State, LGA's, Senatorial District 2006 Priority Tables 3.
  23. Udo, Sobulo.; Uyo metropolis, Akwa Ibom State. Journal on Heavy Metal Concentration in Plant. 1981;1:29.
  24. Egolum CC, Emoh FI. The issues and challenges of urban renewal in a developing economy. International Journal of Development and Economic Sustainability. 2017;5(1):32-44.
  25. Jinadu AM. Patterns of settlements interaction in the Federal Capital Territory (FCT) Implications for physical development planning, Journal of the Nigerian Institute of Town Planners. 2006; 19(1):67-85.

© 2020 Wizor and Anthony; This is an Open Access article distributed under the terms of the Creative Commons Attribution License (<http://creativecommons.org/licenses/by/4.0>), which permits unrestricted use, distribution, and reproduction in any medium, provided the original work is properly cited.

*Peer-review history:*  
*The peer review history for this paper can be accessed here:*  
<http://www.sdiarticle4.com/review-history/55675>